


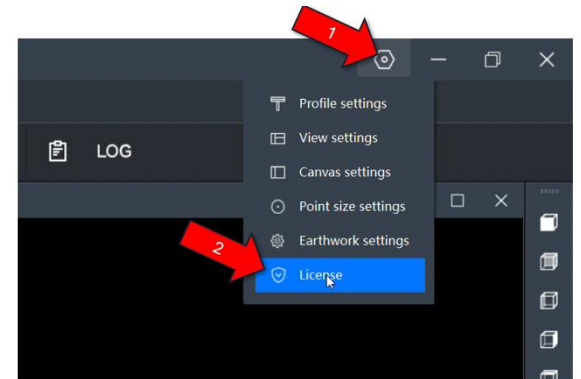
## SLAM GO POST E-License Request

Users may request an E-license for SLAM GO POST. This license is linked to a specific single computer.

### Procedure:

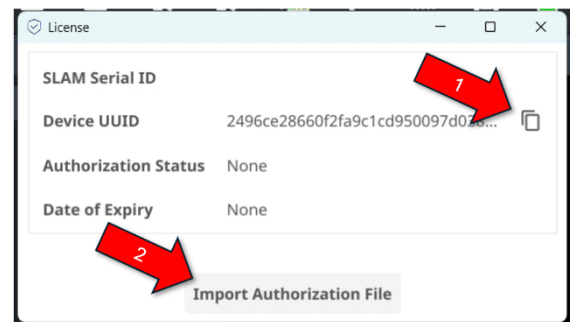
1. Download and install SLAM GO POST from <https://slamscanner.com/support/software/>

2. Launch SLAM GO POST and use the  icon to open the menu and select "License" to open the License Auth dialog box



3. Copy the Device UUID that is generated by the system

4. Send the UUID to [support@slamscanner.com](mailto:support@slamscanner.com) to request an E-license Authorization. Include your company information and Scanner Serial number (if applicable)



5. You will receive a reply to your email with a license authorization certificate. Use the same procedure to open the License Auth dialog box and import the authorization certificate.